



USER MANUAL FOR ONLINE FEE PAYMENT BY RTGS/NEFT DME MD/MS/Diploma/MDS NEET P.G. COUNSELLING (2019-20)

(This user manual is created only for the Demonstration purpose.)

- ❖ Kindly use this link dme.mponline.gov.in and click on "Post Graduation" for Fee payment of PG Counselling (2019-20).
- ❖ Enter your NEET PG 2019 Roll Number, Password and Captcha then click on "SUBMIT", as shown in red circle in below image.

The screenshot displays the MP STATE Combined P.G. Counselling-2019 website. The top navigation bar includes 'Home', 'Help Line No: 0755 672024 | testuser | Update Profile | Sign Out', and the MPonline Limited logo. The main header identifies the Government of Madhya Pradesh, Department of Medical Education. The page title is 'MP STATE Combined P.G. Counselling-2019'. A navigation menu contains links for Latest Instructions, Counselling Schedule, Seat Charts, State Ment, Rule Book, Counselling Steps, Allotment List, User Manual, and Contact DME. The main content area lists several announcements, including vacancies in PG Courses in Private and Government Medical/Dental Colleges for NEET PG 2019 (14.03.2019), a certificate for benchmark disability as per RPWD Act 2016 (08.03.2019), and tentative time schedules for MDS and MD/MS/Diploma counselling (08.03.2019). On the right, the 'Candidate Corner' section features a 'Don't have a Password? Create Profile' button, a form for NEET (PG)-2019 ROLLNO/NEET MDS-2019 ROLLNO (with the value RD11000009), a Password field, a CAPTCHA (8 + 4), and a 'Submit' button circled in red. Below the CAPTCHA are 'Forgot Password' and 'Previous Year Notification' links. The NARMADA logo is visible in the bottom right corner.

Process of Fee Payment by NEFT/RTGS

- ❖ Step 1:- Click on Fee Payment option, as shown in red circle in below image.

MP STATE Combined P.G. Counselling-2019

User Name: RD1000010 | Home | Logout

Candidate's Status Tracker (First Round)

Profile Registration Choice Filling & Locking View Allotment Letter Reporting at Institute Document Scrutiny Fee Deposit Admitted at Institute

If you do not lock your choices, your choices will not be considered for allotment. In case of any query or appeal regarding the counselling process email at mpugpg2018@gmail.com

Candidate Profile Home

Useful Links	Candidate Details
Edit Profile	NEET (PG 2019) Roll No.: RD1000010
Registration	NEET (PG 2019) Rank: 6
Edit Registration	Common Rank: 10
Choice Filling	Candidate's Name: Test
Edit Choice Filling	Father's Name: Test Father
Receipt Reprint	Gender: MALE
Download allotment letter	Correspondence Address: test
Fee Payment	
Appeal	

Contact Details	Bank Details
Mobile No. 9806500312	Account Number 123456
Email ID ritin.ajmani@gmail.com	IFSC Code test
Alternate mobile number: 8319780993	Branch Name test
Aadhar No. -	Account Holder Name test
Photo ID proof: PASSPORT	Bank Name test
Photo ID Proof No: 123456	

- ❖ Step 2:- Now Click on Proceed for Online Payment, as shown in red circle in below image.

MP STATE Combined P.G. Counselling-2019

User Name: RD1000010 | Home | Logout

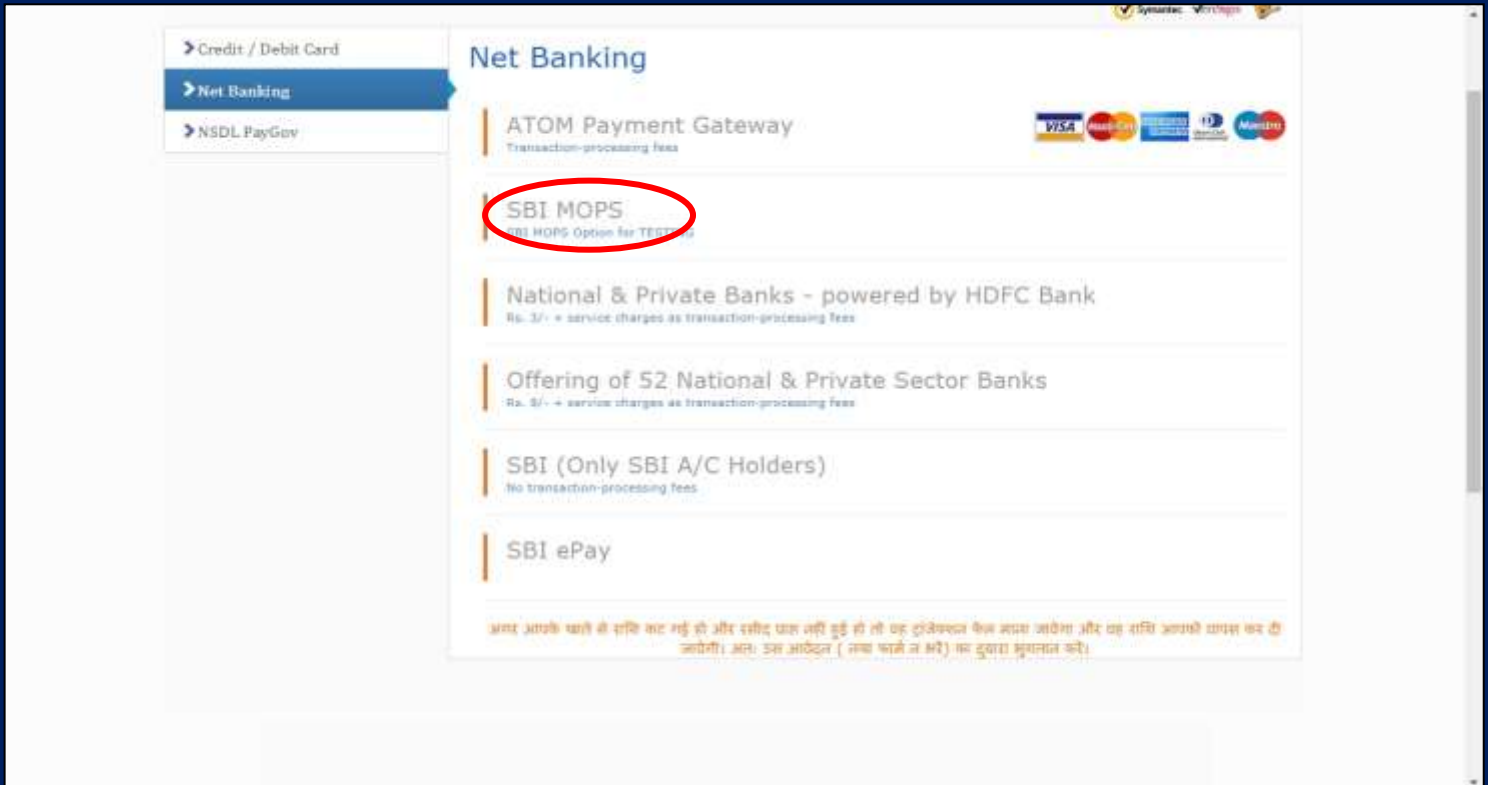
Institute Fee Payment Module

Candidate Details	Bank Details
NEET (PG 2019) Roll No.: RD1000010	Account Number 123456
NEET (PG 2019) Rank: 6	IFSC Code test
Common Rank: 10	Branch Name test
Candidate's Name: Test	Account Holder Name test
Father's Name: Test Father	Bank Name test
Gender: MALE	
Correspondence Address: test	
Candidate's Category/Class (Filled by Candidate): UR/X	
MP Domicile: Yes	

Fee Details	Bank Details
Alloted Institute: TEST INSTITUTE	Account Number: 123456
Concession Type	IFSC Code: test
Fee already submitted: 0	Branch Name: test
Institute Fees: Rs. 64000	Account Holder Name: test
Concession Amount: 0	Bank Name: test
Fees to be submitted: Rs. 64000	

Proceed For Online Payment

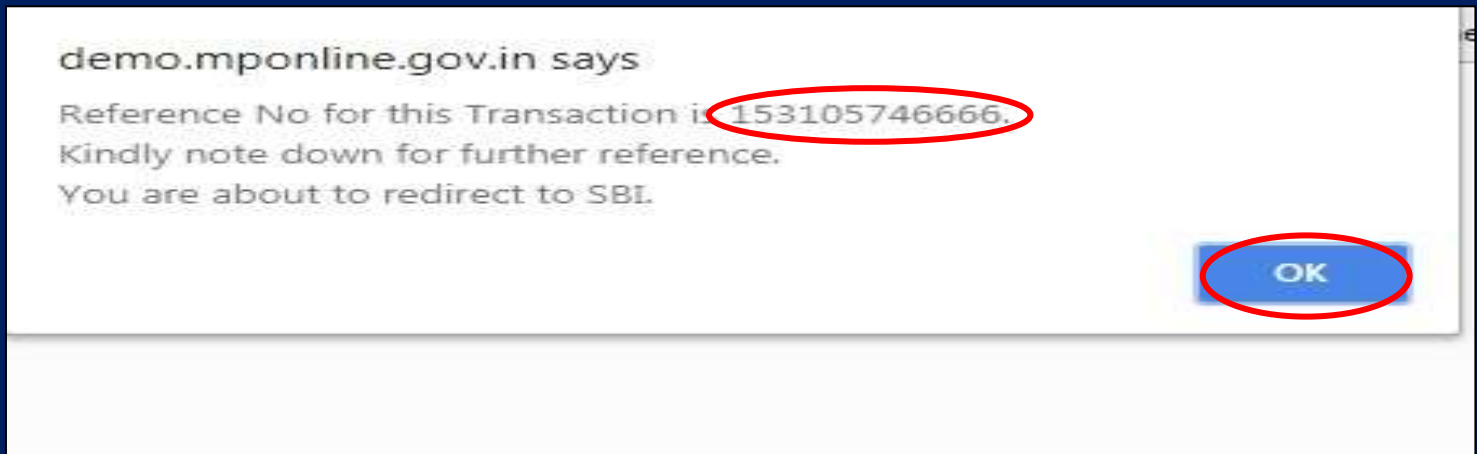
❖ Step 3:- Click on SBI MOPS, as shown in red circle in below image.



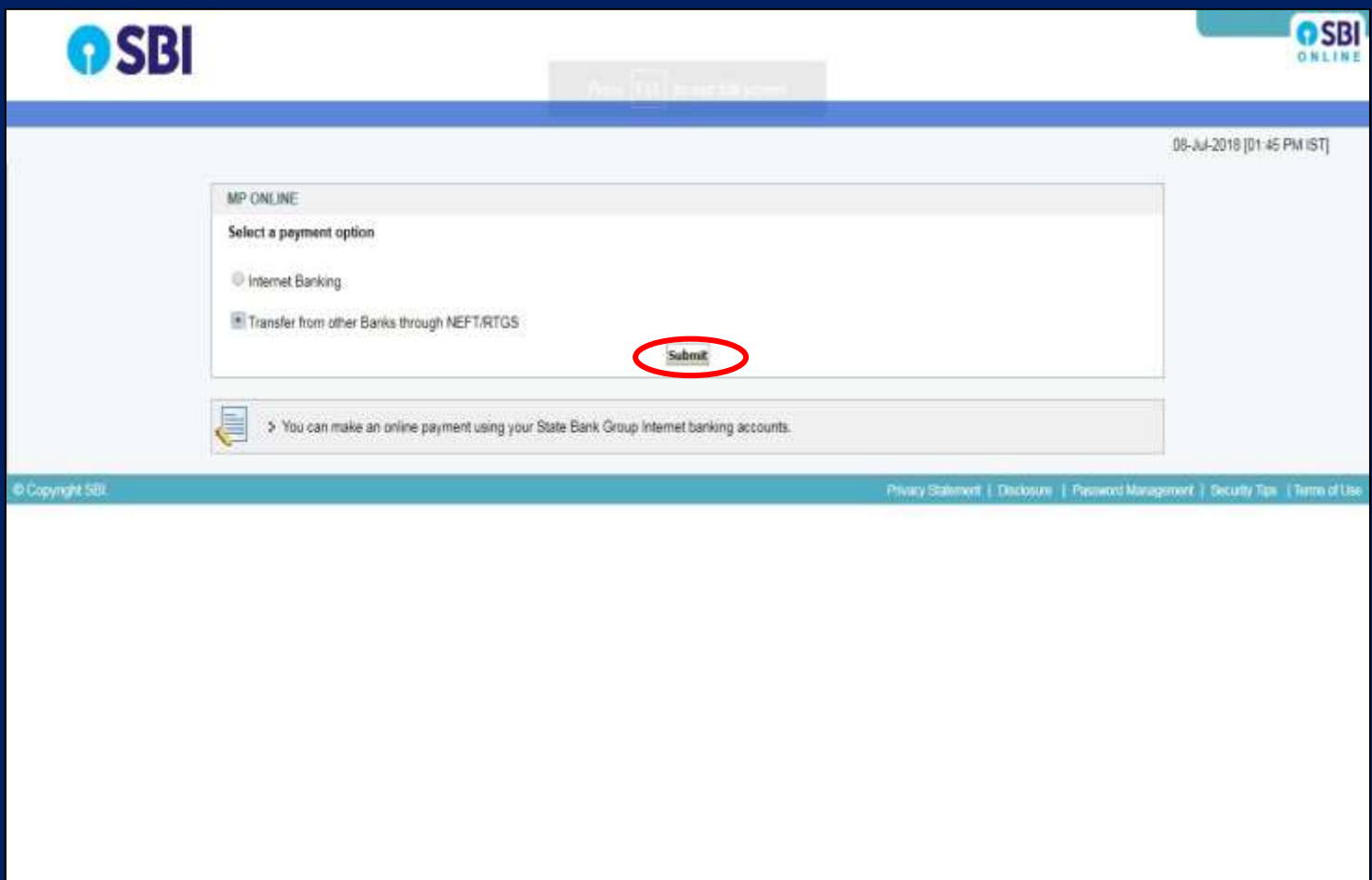
❖ Step 4:- Click on Submit button, as shown in red circle in below image.



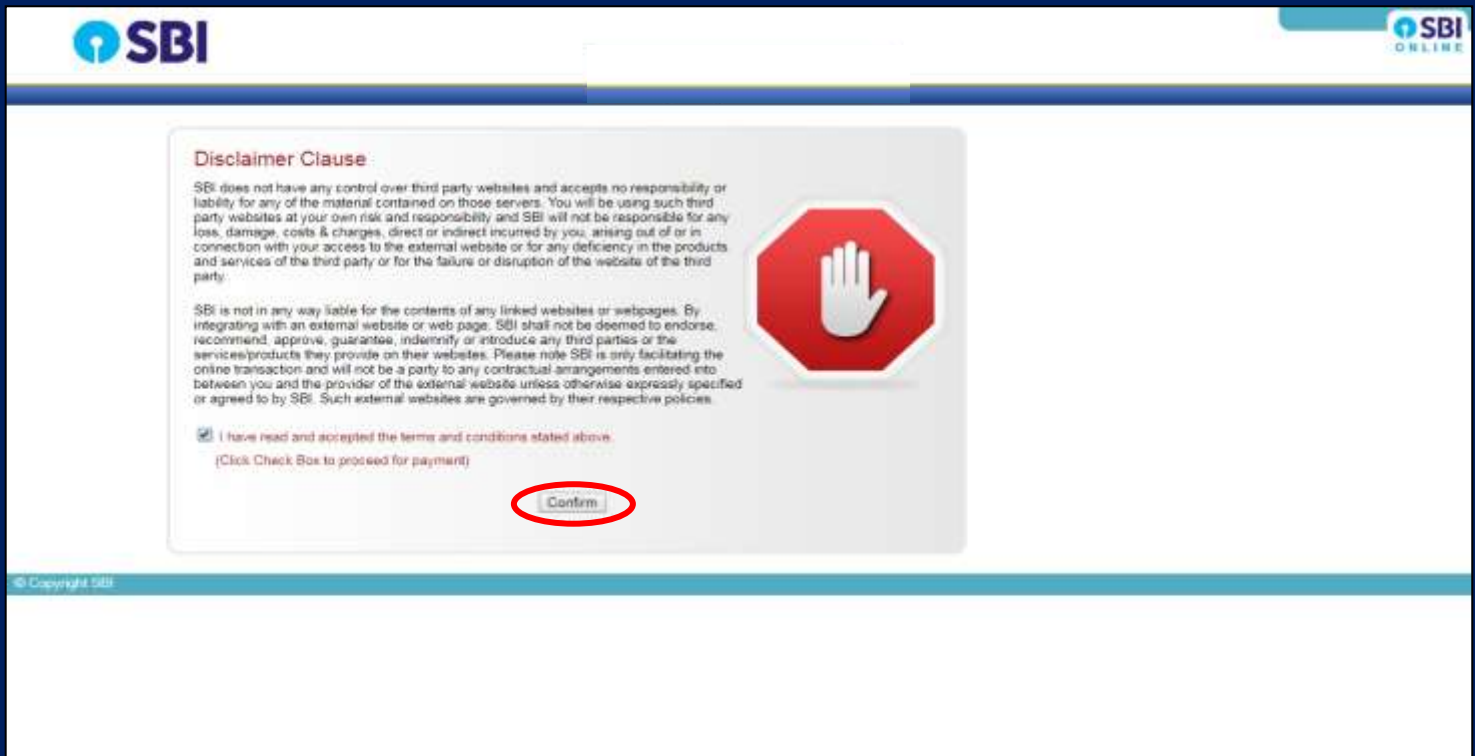
- ❖ **Step 5:- Kindly note down Reference No. for further reference and Click on OK button, as shown in red circle in below image.**



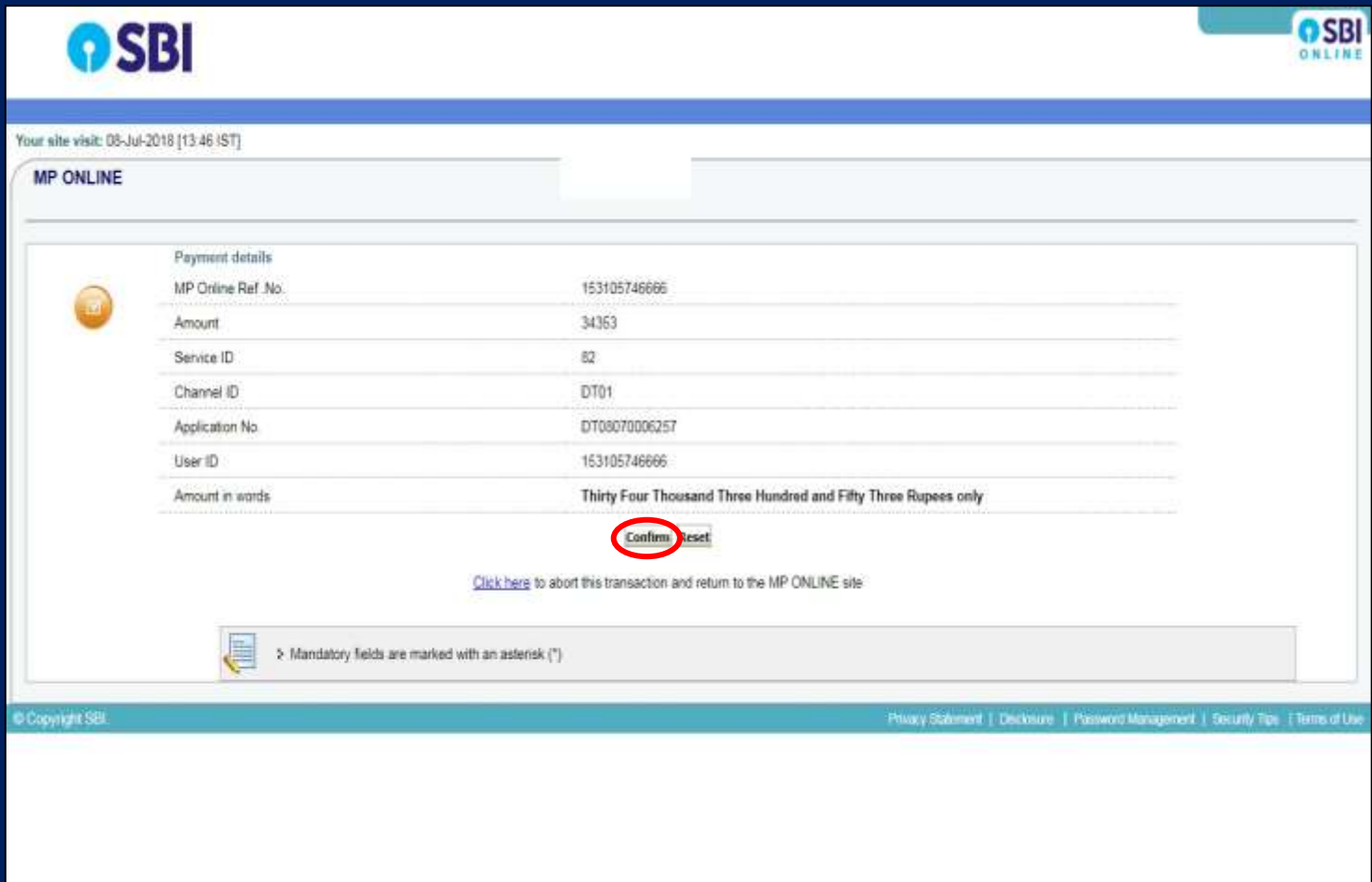
- ❖ **Step 6:- Select Transfer from other banks through NEFT/RTGS and Click on Submit button, as shown in red circle in below image(NOTE :- This facility is for NON SBI Account Holders Only who do not have facility of net banking.).**



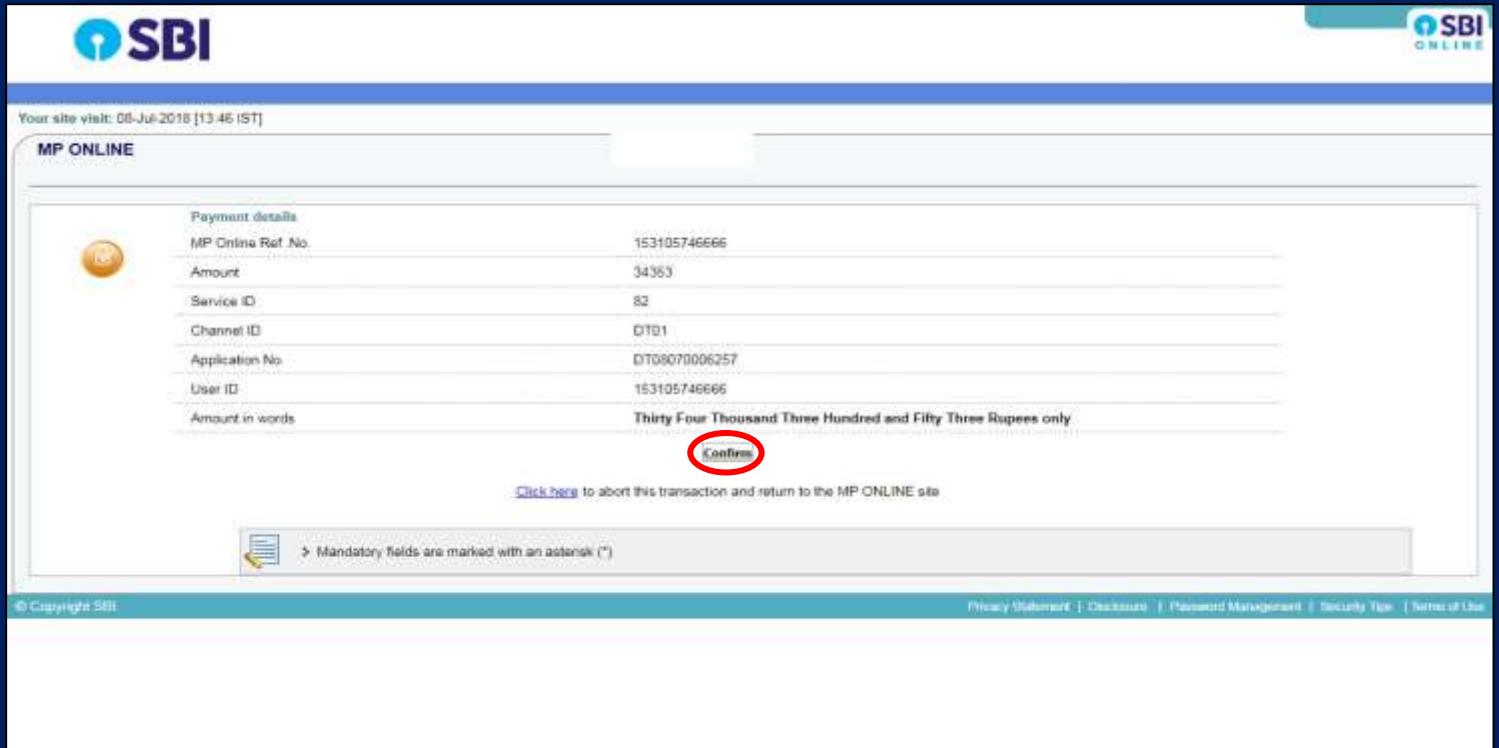
- ❖ **Step 7:- Read the disclaimer carefully and after reading it and accepting the disclaimer clause click on check box and press Confirm button, as shown in red circle in below image.**



- ❖ **Step 8:- Click on Confirm button, as shown in red circle in below image(Please check the amount details twice).**



- ❖ Step 9:- Click on Confirm button, as shown in red circle in below image.



Your site visit: 06-Jul-2018 [13:46 IST]

MP ONLINE

Payment details

MP Online Ref. No.	15310574666
Amount	34353
Service ID	82
Channel ID	D101
Application No.	D108070006257
User ID	15310574666
Amount in words	Thirty Four Thousand Three Hundred and Fifty Three Rupees only



Confirm

[Click here](#) to abort this transaction and return to the MP ONLINE site

→ Mandatory fields are marked with an asterisk (*)

© Copyright SBI | [Privacy Statement](#) | [Disclaimer](#) | [Password Management](#) | [Security Tips](#) | [Terms of Use](#)

- ❖ **Step 10:- Take print out of NEFT/RTGS E-Challan from print button, as shown in red circle in below image. You can pay with adding this Beneficiary by you through online internet banking and also you can pay through the e-challan Offline from Non SBI bank.**

Your site visit: 08-Jul-2018 [13:47 IST]

MP ONLINE NEFT/RTGS Form	
Beneficiary Details	
Beneficiary Account Number (to be entered as it appears)	SBPGACPI6772337
Amount	Rs. 34353
Amount In Words	Thirty Four Thousand Three Hundred and Fifty Three Rupees only
Beneficiary Bank	State Bank of India
Beneficiary IFSC Code	SBIN000011NB
Name & Address	MP ONLINE
Beneficiary Reference Number	153105746666

Note for Bidders'

- a. The remittance should be within the prescribed time and as per the terms and conditions specified in tender.
- b. Please ensure the correctness of details inputted while remittance through RTGS/NEFT. SBI and Govt would not be responsible for the transactions rejected due to incorrect details inputted.
- c. For RTGS/NEFT transactions, Date and time at which payment is received in SBI would be relevant for the purpose of determining the issue as to whether payment was received in time or not. Therefore, bidders should make transactions well in advance so as to ensure that the payment reaches SBI before date and time for submission of tender.
- d. Bids for which payment is received after closing date/time for submission of tender/bid would be rejected and would not be considered for further processing. The payment would be returned back to the bank account from which the transaction was made.
- e. Bidders should verify/check the payment status on e-procurement portal. The transaction for which payment is received before bid/tender closing date and time would be displayed as SUCCESSFULL in the portal. Otherwise bidders may contact their bank from which the transaction was made.
- f. Bidder should ensure that tender document fees and EMD are remitted as one single transaction and not separate.
- g. Bidder should ensure that account no. entered during RTGS/NEFT remittance at any bank counter or Internet banking site is the same as it appears in e-Procurement remittance form. Bidder should not truncate this account number.
- h. No additional information like bidders name, company name, etc. should be entered in the account no. column along with account no. for RTGS/NEFT remittance.
- i. Cash or Transfer across the counter in SBI and Associates Banks not allowed and the payment may be treated as invalid and the respective bid is liable to be rejected.
- j. Please obtain UTR no. from your remitting bank for your record/future reference.
- k. Please note that this is only a remittance information form and not an acknowledgement of remittance.

In case the above points are not followed, the payment may be treated as invalid and the respective bid is liable to be rejected

Disclaimer

SBI does not have any control over third party websites and accepts no responsibility or liability for any of the material contained on those servers. You will be using such third party websites at your own risk and responsibility and SBI will not be responsible for any loss, damage, costs & charges, direct or indirect incurred by you, arising out of or in connection with your access to the external website or for any deficiency in the products and services of the third party or for the failure or disruption of the website of the third party.

SBI is not in any way liable for the contents of any linked websites or webpages. By integrating with an external website or web page, SBI shall not be deemed to endorse, recommend, approve, guarantee, indemnify or introduce any third parties or the services/products they provide on their websites. Please note SBI is only facilitating the online transaction and will not be a party to any contractual arrangements entered into between you and the provider of the external website unless otherwise expressly specified or agreed to by SBI. Such external websites are governed by their respective policies.

[Click here to print the Remittance Form](#)
[Click here to Download in pdf](#)
[Click here to return to the MP ONLINE site.](#)

© Copyright SBI.

Privacy Statement | Disclosure | Password Management | Security Tips | Terms of Use

NOTE: -After successfully Fee Payment "Fee Deposit" button tracker will turn green, and the College will be able to download Admission letter of candidate.

Thank You!!!