





**USER MANUAL FOR ONLINE FEE PAYMENT BY RTGS/NEFT
DME MBBS/BDS NEET U.G. COUNSELLING (2018-19)**

(This user manual is created only for the Demonstration purpose.)

- ❖ Kindly use this link dme.mponline.gov.in and click on "Under Graduation" for Choice Filling and Choice Locking Process of UG Counselling (2018-19).
- ❖ Enter your NEET UG 2018 Roll Number ,Password and Captcha then click on "SUBMIT", as shown in red circle in below image.

Home Help Line No:0755 4036801 | Login: G2G | KIOSK


 Government of Madhya Pradesh
 Department of Medical Education


 ISO/IEC 27001:2013 Certified
 मध्यप्रदेश सरकार का पोर्टल

MP STATE Combined U.G. Counselling-2018

regarding the counselling process email at mpugpg2018@gmail.com *. * Proforma of affidavit to be submitted by M.P. domicile candidate is available on portal and DME web site *

[Latest Instructions](#) | [Counselling Schedule](#) | [Seat Charts](#) | [State Merit](#) | [Rule Book](#) | [Counselling Steps](#) | [Allotment List](#) | [User Manual](#) | [Contact DME](#)

Merit list of MP State Registered candidate NEET UG -2018 On 26/06/2018 New

Mukhya Mantri Meghavi Vidhyarthi Yojana amended consolidated order date 19.06.2018 (23.06.2018) New

Frequently ASKED Question UG New

Information Regarding Edit Option for Registration (21-06-2018) New

Information for Physically Handicapped Candidates NEET U.G. 2018 (20.06.2018) New

Important Instruction for Candidates MP State Combined NEET UG Counselling 2018 (18-06-2018) New

Candidate Corner

Don't have a Password?
[Create Profile](#)

NEET(UG-2018) Roll No. *

Password *

7AgEC

Submit

Forgot Password

JHEUM

Process of Fee Payment by NEFT/RTGS for First Round

- ❖ **Step 1:- Click on Fee Payment option, as shown in red circle in below image.**

MP STATE Combined U.G. Counselling-2018

User Name: RD1000010 | Home | Logout

Candidate's Status Tracker (First Round)

Profile Registration Choice Filling & Locking View Allotment Letter Reporting at Institute Document Scrutiny Fee Deposit Admitted at Institute

If you do not lock your choices, your choices will not be considered for allotment. In case of any query or appeal regarding the counselling process email at mpugpg2018@gmail.com

Candidate Profile Home

Useful Links

- Edit Profile
- Registration
- Edit Registration
- Choice Filling
- Edit Choice Filling
- Receipt Reprint
- Download allotment letter
- Fee Payment**
- Appeal

Candidate Details

NEET(UG-2018) Roll No.:	RD1000010	NEET UG-2018 Percentile:	99.999449
NEET UG-2018 Rank:	6	NEET UG-2018 Score:	685
Common Rank:	10	MP State Rank:	-
Candidate's Name:	Test	Date of Birth(DD/MM/YYYY):	15/06/2000
Father's Name:	Test Father	Mother's Name:	Test mother
Gender:	MALE		
Correspondence Address:	test		

Contact Details

Mobile No.	9806500312	Alternate mobile number:	8319780993
Email ID	ritin.ajkhan4@gmail.com	Aadhar No.	-
Photo ID proof:	PASSPORT	Photo ID Proof No:	123456

Bank Details

- ❖ **Step 2:- Now Click on Proceed for Online Payment, as shown in red circle in below image.**

MP STATE Combined U.G. Counselling-2018

User Name: RD1000010 | Home | Logout

Institute Fee Payment Module

Candidate Details

NEET(UG-2018) Roll No.:	RD1000010	NEET UG-2018 Percentile:	99.999449
NEET UG-2018 Rank:	6	NEET UG-2018 Score:	685
Common Rank:	10	MP State Rank:	-
Candidate's Name:	Test	Date of Birth(DD/MM/YYYY):	15/06/2000
Father's Name:	Test Father	Mother's Name:	Test mother
Gender:	MALE		
Correspondence Address:	test		
Candidate's Category/Class (Filled by Candidate):	UR/X	MP Domicile	Yes

Bank Details

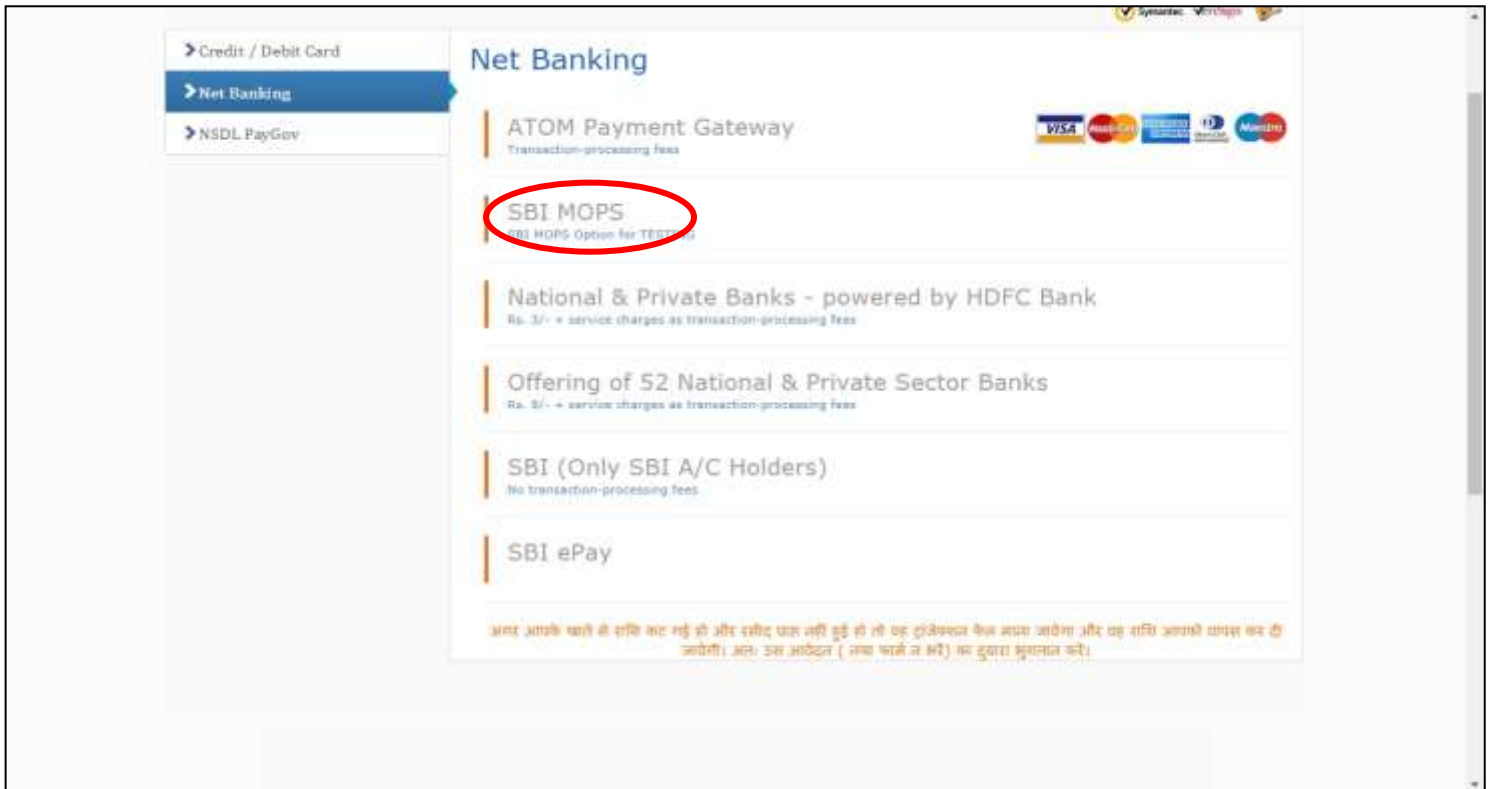
Account Number	123456	Account Holder Name	test
IFSC Code	test	Bank Name	test
Branch Name	test		

Fee Details

Alloted Institute	TEST INSTITUTE	Institute Fees	Rs. 64000
Concession Type		Concession Amount	0
Fee already submitted	0	Fees to be submitted	Rs. 64000

Proceed For Online Payment

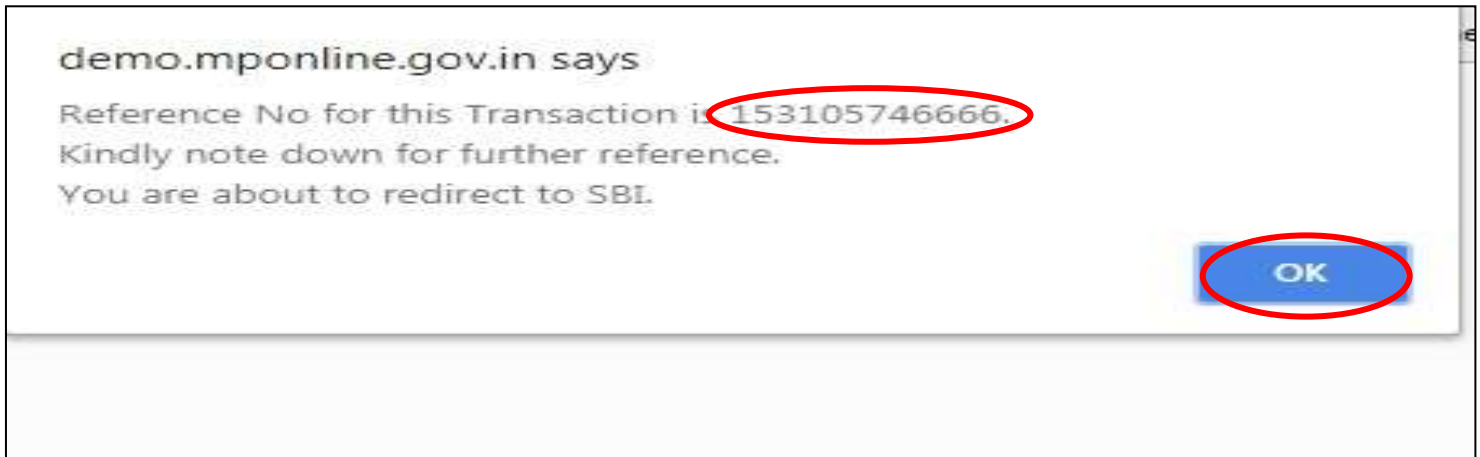
❖ **Step 3:- Click on SBI MOPS, as shown in red circle in below image.**



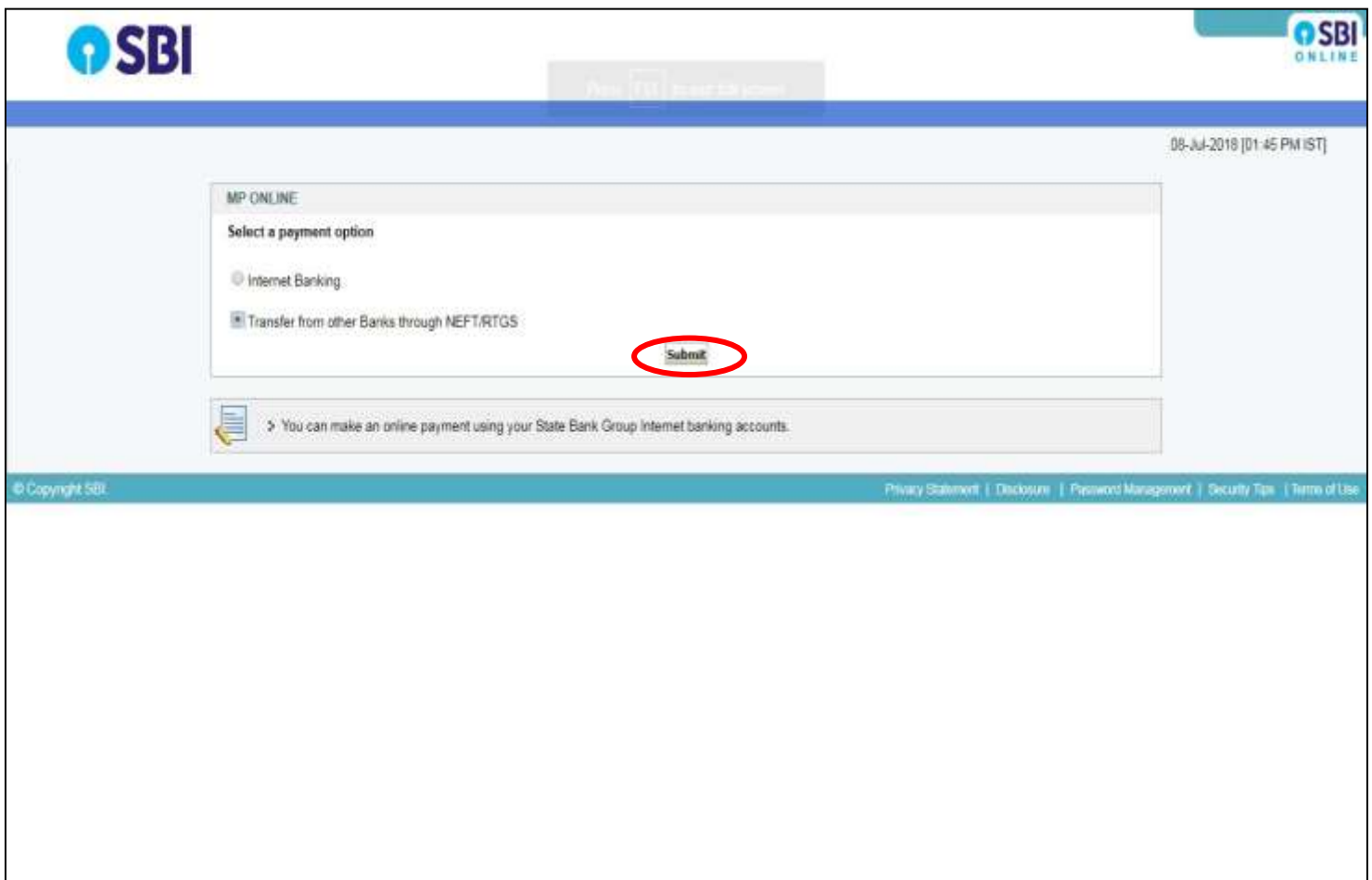
❖ **Step 4:- Click on Submit button, as shown in red circle in below image.**



- ❖ **Step 5:- Kindly note down Reference No. for further reference and Click on OK button, as shown in red circle in below image.**



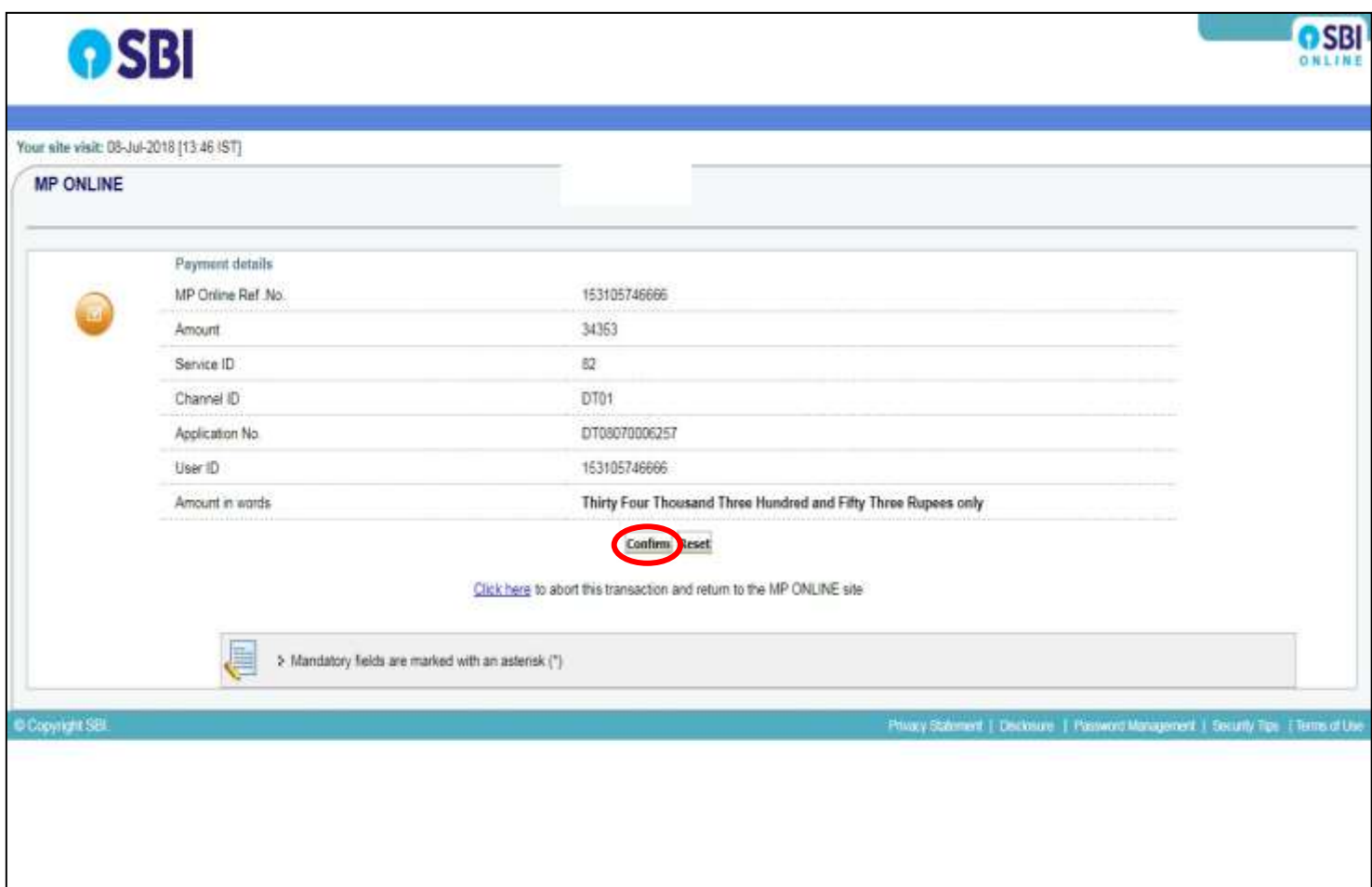
- ❖ **Step 6:- Select Transfer from other banks through NEFT/RTGS and Click on Submit button, as shown in red circle in below image.**



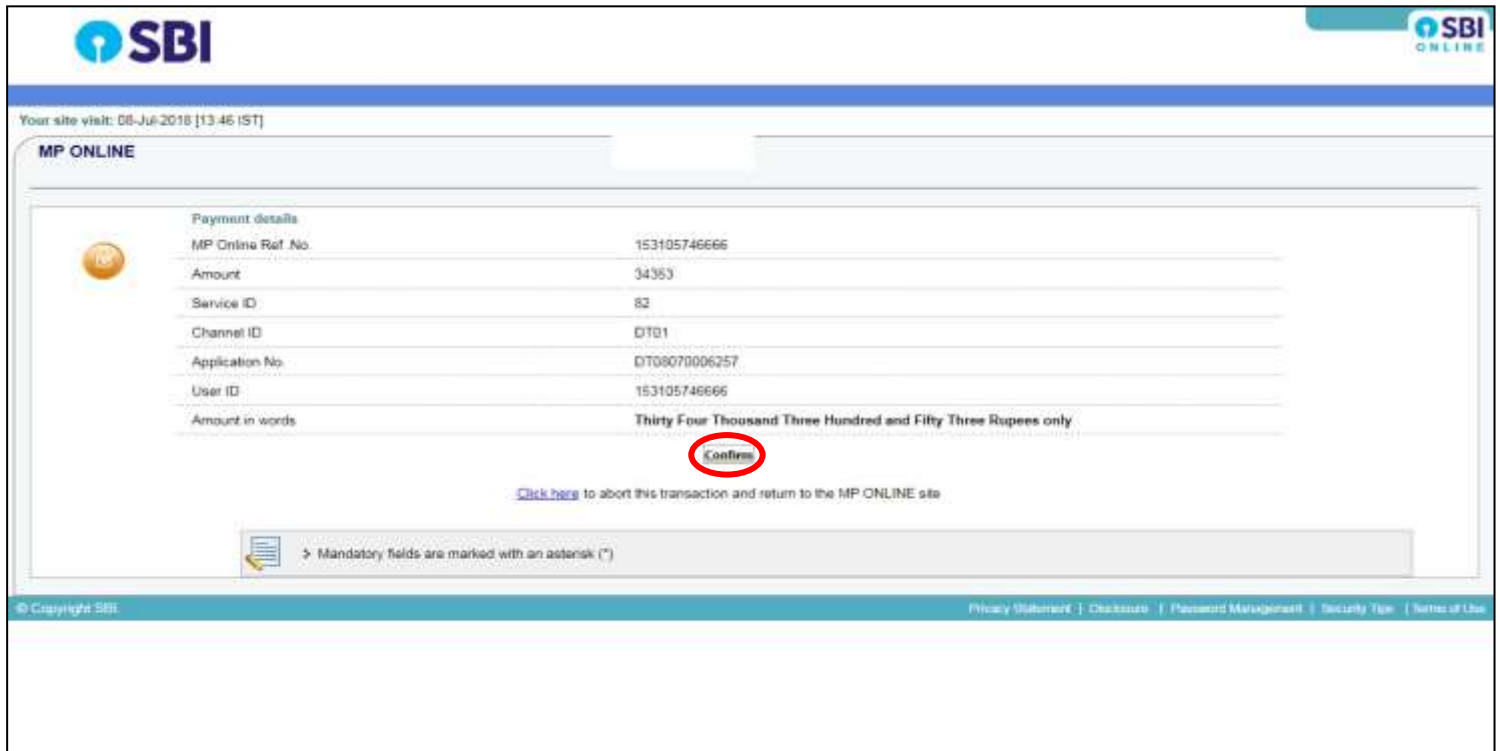
- ❖ **Step 7:- Click on check box and press Confirm button, as shown in red circle in below image.**



- ❖ **Step 8:- Click on Confirm button, as shown in red circle in below image.**



- ❖ **Step 9:- Click on Confirm button, as shown in red circle in below image.**



Four site visit: 06-Jul-2018 [13:46 IST]

MP ONLINE

Payment details

MP Online Ref. No.	153105746666
Amount	34353
Service ID	82
Channel ID	D101
Application No.	DT08070006257
User ID	153105746666
Amount in words	Thirty Four Thousand Three Hundred and Fifty Three Rupees only



Confirm

[Click here](#) to abort this transaction and return to the MP ONLINE site

→ Mandatory fields are marked with an asterisk (*)

© Copyright SBI | [Privacy Statement](#) | [Disclaimer](#) | [Password Management](#) | [Security Tips](#) | [Terms of Use](#)

- ❖ **Step 10:- Take print out of NEFT/RTGS Challan from print button, as shown in red circle in below image. You can pay with adding this Beneficiary by you through online internet banking and also you can pay through the NEFT/RTGS Offline from bank.**

Your site visit: 08-Jul-2018 [13:47 IST]

MP ONLINE NEFT/RTGS Form	
Beneficiary Details	
Beneficiary Account Number (to be entered as it appears)	SBPGACPI6772337
Amount	Rs. 34353
Amount In Words	Thirty Four Thousand Three Hundred and Fifty Three Rupees only
Beneficiary Bank	State Bank of India
Beneficiary IFSC Code	SBIN00001NB
Name & Address	MP ONLINE
Beneficiary Reference Number	153105746666

Note for Bidders'

- The remittance should be within the prescribed time and as per the terms and conditions specified in tender.
- Please ensure the correctness of details inputted while remittance through RTGS/NEFT. SBI and Govt would not be responsible for the transactions rejected due to incorrect details inputted.
- For RTGS/NEFT transactions, Date and time at which payment is received in SBI would be relevant for the purpose of determining the issue as to whether payment was received in time or not. Therefore, bidders should make transactions well in advance so as to ensure that the payment reaches SBI before date and time for submission of tender.
- Bids for which payment is received after closing date/time for submission of tender/bid would be rejected and would not be considered for further processing. The payment would be returned back to the bank account from which the transaction was made.
- Bidders should verify/check the payment status on e-procurement portal. The transaction for which payment is received before bid/tender closing date and time would be displayed as SUCCESSFULL in the portal. Otherwise bidders may contact their bank from which the transaction was made.
- Bidder should ensure that tender document fees and EMD are remitted as one single transaction and not separate.
- Bidder should ensure that account no. entered during RTGS/NEFT remittance at any bank counter or internet banking site is the same as it appears in e-Procurement remittance form. Bidder should not truncate this account number.
- No additional information like bidders name, company name, etc. should be entered in the account no. column along with account no. for RTGS/NEFT remittance.
- Cash or Transfer across the counter in SBI and Associates Banks not allowed and the payment may be treated as invalid and the respective bid is liable to be rejected.
- Please obtain UTR no. from your remitting bank for your record/future reference.
- Please note that this is only a remittance information form and not an acknowledgement of remittance.

In case the above points are not followed, the payment may be treated as invalid and the respective bid is liable to be rejected

Disclaimer

SBI does not have any control over third party websites and accepts no responsibility or liability for any of the material contained on those servers. You will be using such third party websites at your own risk and responsibility and SBI will not be responsible for any loss, damage, costs & charges, direct or indirect incurred by you, arising out of or in connection with your access to the external website or for any deficiency in the products and services of the third party or for the failure or disruption of the website of the third party.

SBI is not in any way liable for the contents of any linked websites or webpages. By integrating with an external website or web page, SBI shall not be deemed to endorse, recommend, approve, guarantee, indemnify or introduce any third parties or the services/products they provide on their websites. Please note SBI is only facilitating the online transaction and will not be a party to any contractual arrangements entered into between you and the provider of the external website unless otherwise expressly specified or agreed to by SBI. Such external websites are governed by their respective policies.

[Click here to print the Remittance Form](#)
[Click here to Download in pdf](#)
[Click here to return to the MP ONLINE site](#)

© Copyright SBI
Privacy Statement | Disclosure | Password Management | Security Tips | Terms of Use

NOTE: -After successfully NEFT/RTGS Fee Payment "Fee Deposit" button tracker will turn green, and candidate can report to the allotted college for the admission.

Thank You!!!